


## BX Series


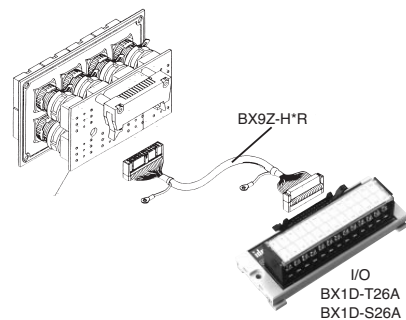
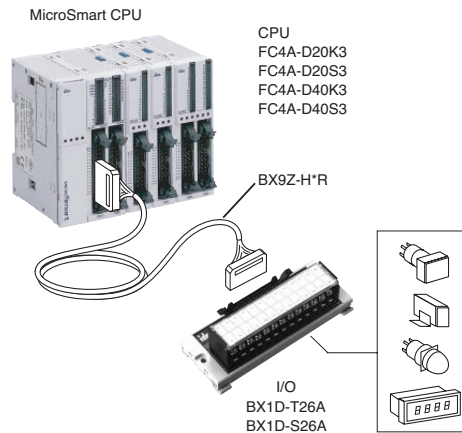
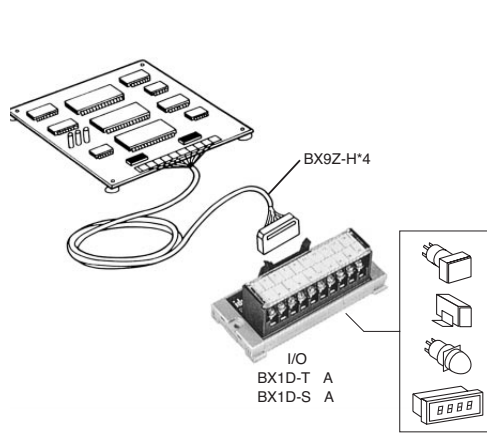


Key features of the BX series break-out modules include:

- Unique touch-down terminals
- All units are molded from UL94-V0 material with excellent flame- and shock-resistance
- Mount on DIN rail or flat surface
- Current capacity: 1A
- Available with 16, 20, 26, 34, 40, and 50 pins
- UL and CSA approvals
- Hinged covers with built-in marking strips

<b>Specifications</b>	<b>Terminal Width</b>	7.62mm (M3 screw)
	<b>Rated Voltage</b>	125V
	<b>Rated Current</b>	1A
	<b>Rated Wire Size</b>	22-14 AWG (2mm <sup>2</sup> )
	<b>Insulation Resistance</b>	100MΩ minimum (500V DC)
	<b>Dielectric Strength</b>	500V AC, 1 minute
	<b>Operating Temperature</b>	-10 to 65°C
	<b>Humidity Range</b>	45 to 85% RH
	<b>Housing Material</b>	PPE resin (UL94-V0)
	<b>Terminals/Connector</b>	PBT resin (UL94-V0)

### BX Series Application Examples



\*See cable selection table next page.

**P**  
Terminal Blocks

**Part Numbers**

**Part Numbers: Break-Out Modules and Cables**

**Accessories**

	Pins	Terminal Style	Module Part Number	Cable Part Number			Remarks
				MIL to Single Connectors	MIL to MIL Shielded	MIL to MIL Non-shielded	
<b>Standard MIL Connector Modules</b>	16	Touch-down	BX1D-T16A	BX9Z-H#D4	-	-	
		Screw	BX1D-S16A				
	20	Touch-down	BX1D-T20A	BX9Z-H#E4	FC9Z-H100C20A or FC9Z-H#A20	FC9Z-H#B20	
		Screw	BX1D-S20A				
	26	Touch-down	BX1D-T26A	FC9Z-H100C26A	FC9Z-H#A26	FC9Z-H#B26	
		Screw	BX1D-S26A				
	34	Touch-down	BX1D-T34A	BX9Z-H#F4	-	-	
		Screw	BX1D-S34A				
	40	Touch-down	BX1D-T40A	BX9Z-H#G4	-	-	
		Screw	BX1D-S40A				
	50	Touch-down	BX1D-T50A	BX9Z-H#H4	-	-	
		Screw	BX1D-S50A				



- For BX terminal arrangements, see page K-21.
- # = length codes:  
 100 = 39.4" (1 meter)  
 200 = 78.7" (2 meter)  
 300 = 118.1" (3 meter)

**Part Numbers: DIN Rail, DIN Rail Stops, Marking Strips, and Fasteners**

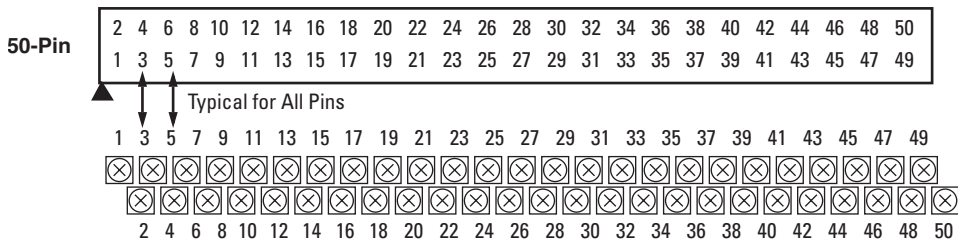
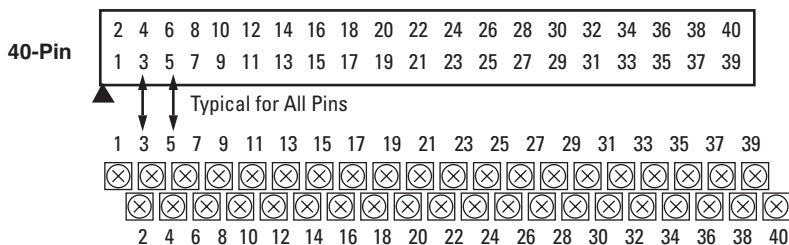
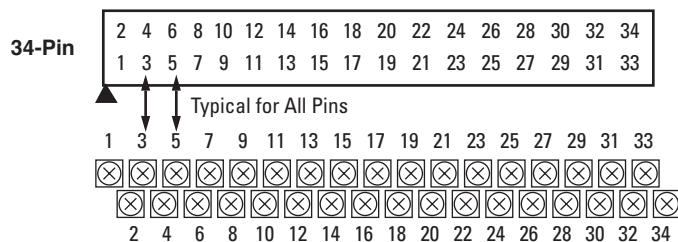
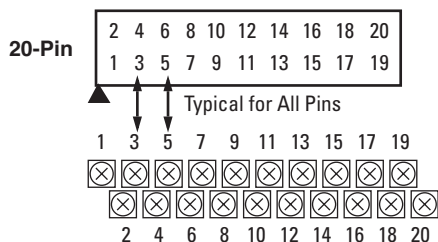
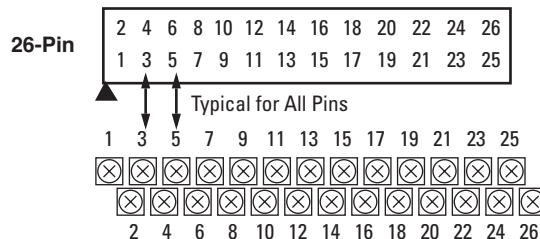
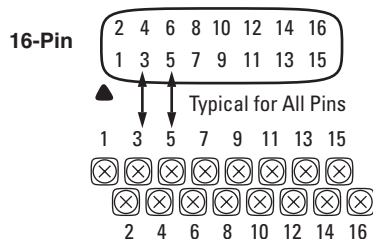
Description	Use with	Diagram	Part No.	Remarks
<b>DIN Rail</b>	All BX series		BNDN1000	<ol style="list-style-type: none"> <li>The length is 39.37" (1,000mm).</li> <li>For calculating the rail lengths required, see the instructions on page K-13.</li> <li>DIN rail material is aluminum.</li> </ol>
<b>DIN Rail Stop</b>	All BX series		BNL6	<ol style="list-style-type: none"> <li>Rail stops prevent side-to-side movement.</li> <li>Use rail stops on BNDN1000 DIN rails.</li> </ol>



Marking strips are compatible with all terminal blocks.

**Terminal Blocks**

## Terminal Arrangements: BX Series



Dimensions: BX Series

Dimensions:

Part No.	Pins	Dimensions		Diagram
		L	A	
<b>BX1D-T16A</b> <b>BX1D-S16A</b>	16	3.66" (94mm)	3.27" (84mm)	
<b>BX1D-T20A</b> <b>BX1D-S20A</b>	20	4.29" (113mm)	3.89" (103mm)	
<b>BS1D-T26A</b> <b>BX1D-S26A</b>	26	5.20" (132mm)	4.80" (122mm)	
<b>BX1D-T34A</b> <b>BX1D-S34A</b>	34	6.38" (162mm)	5.98" (152mm)	
<b>BX1D-T40A</b> <b>BX1D-S40A</b>	40	7.28" (185mm)	6.89" (175mm)	
<b>BX1D-T50A</b> <b>BX1D-S50A</b>	50	8.78" (223mm)	8.39" (213mm)	